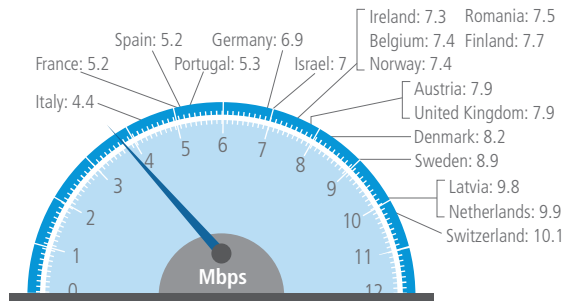


The State of the Internet Report

EMEA HIGHLIGHTS – FIRST QUARTER, 2013

INTERNET & BROADBAND ADOPTION

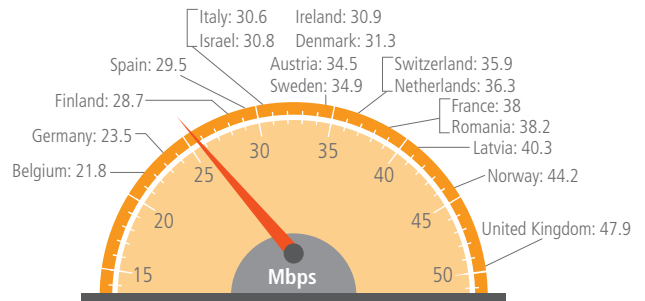
In the third quarter, the global average connection speed increased 4% to 3.1 Mbps, and the global average peak connection speed increased 9.2% to 18.4 Mbps. Across countries in EMEA, quarterly changes across both metrics were generally positive.



Average Connection Speeds, EMEA

3.1 Mbps
Global Average Connection Speed

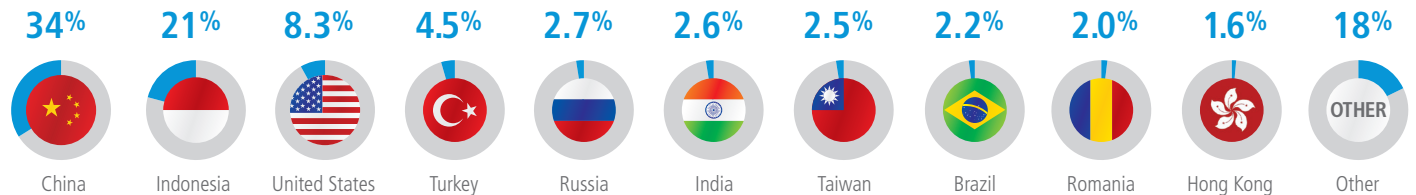
18.4 Mbps
Global Average Peak Connection Speed



Average Peak Connection Speeds, EMEA

SECURITY: ATTACK TRAFFIC

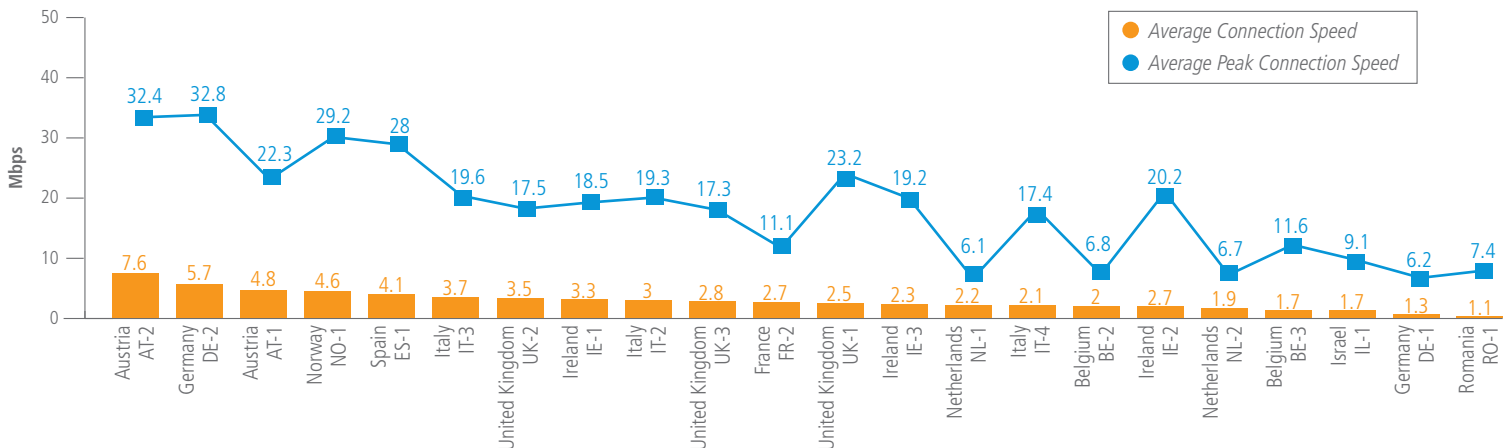
Just over 13% of observed attack traffic originated in North and South America, just under 19% originated in Europe, and nearly 68% originated in the Asia Pacific/Oceania region. Africa's contribution dropped as compared to prior quarters, as it was responsible for a mere half a percent.



The blue areas represent each country's percentage of the overall total amount of attack traffic observed by Akamai.

MOBILE CONNECTIVITY

Mobile providers AT-2 had the highest average connection speed, at 7.6 Mbps, while RO-1 had the lowest at 1.1 Mbps. Mobile provider DE-2 had the highest average peak connection speed at 32.8 Mbps, while RO-1 had the lowest at 7.4 Mbps.



NOTE: The average and average peak connection speeds presented above are based on end-user connections from those mobile networks to the Akamai Intelligent Platform, and are not necessarily representative of a single provider's full set of service offerings or capabilities.